



AQUATIC
The bath people

SHOWER BASES

DESIGNS TO FIT ALMOST ANY BATHROOM.
FROM OUR EVERYDAY SERIES.



AQUATICBATH.COM

QUALITY AND CRAFTSMANSHIP ARE AT YOUR FEET. LITERALLY.

Available in three high-quality materials, Aquatic bases provide a solid foundation for creating the perfect home shower. They offer a simple, watertight solution for achieving a custom-built look, with the wall tiles or accent finishes of your choice.


GETTING STARTED

Choosing the right shower base can be almost as simple as picking out towels. Start with your choice of premium cast acrylic, A² or AcrylX™ applied acrylic materials, then select the shape and features that suit your needs and preferences.

WATER MANAGEMENT FEATURES

All A² and select cast acrylic bases feature a patented system of design elements that ensure water is directed away from walls and toward the drain. Just look for the ● next to models with these innovative water management features.

PATENTED



Weep channels in all four corners provide an enhanced path for water migration

PATENTED




Extended Flanges work as an added moisture barrier

PATENTED



Step design offers guides for application of various wall finish materials



The raised front profile keeps water inside the pan



On cover:
Pictured: 6034APANB

IDEAL FOR TUB-SHOWER REPLACEMENT

Whether you need greater accessibility or just want to replace an outdated tub with a beautiful new shower, Aquatic offers several shower bases with left- or right-hand drains that are ideal for remodeling and tub-shower conversion.

A ■ indicates these replacementfriendly models.



Pictured: 6032AB

BASE SHAPES



Rectangle
Pictured:
6034CPAN



Square
Pictured:
3636APANB



Neo-angle
Pictured:
3636ANEO

THOUGHTFUL DESIGN FEATURES


All Aquatic shower bases have an integral tiling flange that helps direct all water into the drain. Most models are equipped with a center drain, though end and center-rear drains are also offered for maximum flexibility. Other convenient options available include corner seats, footrests and low-profile or roll-in thresholds for enhanced access and safety.



Rectangle: corner seat
and foot rest
Pictured: 6032APAN



Rectangle: center rear drain
Pictured: 7248MPAN



Rectangle: ADA threshold
Pictured: F6032APAN

CAST ACRYLIC

For a shower that really shines, our premium cast acrylic products provide a glossy, lustrous surface. Every model is specially formulated for exceptional durability. Complete your look by adding an optional brass drain assembly and cover.

Stock color: White

Upgraded color: Biscuit



Pictured: 4834APANB



Pictured: 3838ANEOB

Model #	Dimensions	Shape	Additional Features
3642APAN	36 x 42 x 6	Rectangle	
6034APAN	60 x 34 x 6	Rectangle	
3636ANEO	36 x 36 x 4	Neo-angle	• Space-saver • Reduced threshold
■ 6030AB	60 x 30 x 4	Rectangle	• Left- or righthand drain • Reduced threshold
■ 6032AB	60 x 32 x 4	Rectangle	• Left- or righthand drain • Reduced threshold
● 3636APANB	36 x 36 x 6	Square	
● 3838ANEOB	38 x 38 x 6	Neo-angle	• Space-saver
● 4236APANB	42 x 36 x 6	Square	
● 4242APANB	42 x 42 x 6	Square	
● 4834APANB	48 x 34 x 6	Rectangle	
● 7248MPAN	72 x 48 x 6	Rectangle	• Center-rear, moat style drain
● 6034APANB	60 x 34 x 23	Rectangle	• Integral seat and foot rest
■ ● 6032APAN	60 x 32 x 21-7/8	Rectangle	• Left- or righthand drain • Integral seat and foot rest
● F6032APAN	60 x 31 x 3	Rectangle	• Barrier free

■ Suitable for tub replacement ● Patented water management features

ACRYLX™

Our wide selection of AcrylX™ applied acrylic bases feature a durable finish that's easy to clean and maintain. Complete your look by adding an optional brass drain assembly and cover.

Stock color: White

Upgraded colors: Almond,
Biscuit/Linen, Bone

Premium colors: Black,
Mexican Sand,
Sandbar, Sterling Silver



Pictured: 3642PAN

Model #	Dimensions	Shape	Additional Features
3642PAN	36 x 42 x 6	Rectangle	
3838NEO	38 x 38 x 6	Neo-angle	• Space-saver
4234PAN	42 x 34 x 6	Rectangle	
4834PAN	48 x 34 x 6	Rectangle	
6034PAN	60 x 34 x 6	Rectangle	
6042PAN	60 x 42 x 6	Rectangle	
■ 6034PANL/R	60 x 34 x 6	Rectangle	• Left- or righthand drain • Left- or righthand drain • Integral seat and foot rest • Reduced 3" threshold
■ 6030SPAN	60 x 30 x 20 5/8	Rectangle	
7248PAN	71-3/4 x 47-5/8 x 5	Rectangle	• East zone only
F3838PAN	36 x 36 x 4 ANSI Type B	Square	• ANSI Type B • Reduced threshold
F5038PAN	50 x 38 x 4	Rectangle	• ANSI Type B • Reduced threshold
F6038PAN	60 x 38 x 4 ANSI Type B	Rectangle	• ANSI Type B • Reduced threshold
F3636DPAN	36 x 36 x 3-3/8	Square	• Barrier free
F6034DPAN	60 x 34 x 3-3/8	Rectangle	• ADA, ANSI, TAS barrier free
F6034BTRPAN	60 x 34 x 2-5/8	Rectangle	• ADA, ANSI, TAS barrier free
F6034CTRPAN	60 x 34 x 2-1/2	Rectangle	• ADA, ANSI, TAS barrier free

■ Suitable for tub replacement

A² COMPOSITE

Short for Aquatic Advantage, our A² composite bases are engineered to last, with strong structural ribs and durable construction. Yet they're also lightweight, so installation is a snap. A glossy finish and designer styling blends perfectly with any décor.

Stock color: White **Upgraded color:** Biscuit



Pictured: 4834CPAN

Model #	Dimensions	Shape	Additional Features
● 3232CPANNS	32 x 32 x 6	Square	• Space-saver
● 3636CPANNS	36 x 36 x 6	Square	
● 4242CPANNS	42 x 42 x 6	Square	
● 4834CPANNS	48 x 34 x 6	Rectangle	
● 6034CPANNS	60 x 34 x 6	Rectangle	
■ ● 6030CPANNS	60 x 30 x 6	Rectangle	• Left- or righthand drain

■ Suitable for tub replacement ● Patented water management features

What makes an Aquatic bath great? It's more of a question of 'who?'

Behind every product is an expert—an engineer, a designer, a machine operator—someone who is passionate about making bathing a comfortable and enjoyable experience for everyone.

So when you choose Aquatic, you're choosing more than a shower, tub or other bath product.

You're choosing people who are the best at their craft. And that means you can relax knowing you're getting the best quality, value and options for your specific project.



Customer Service Center: 800.945.2726

www.aquaticbath.com